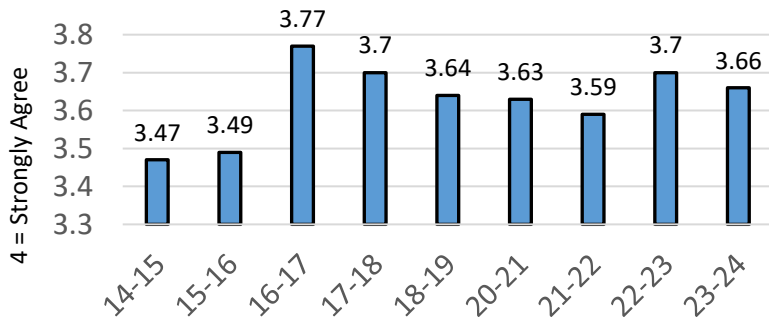
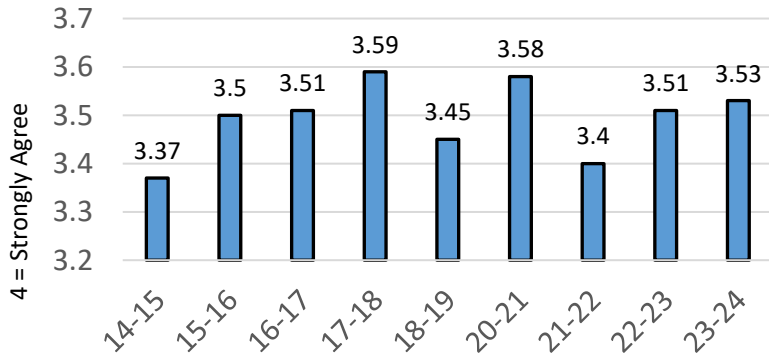


"My Treatment at CAPS Has Been Successful"



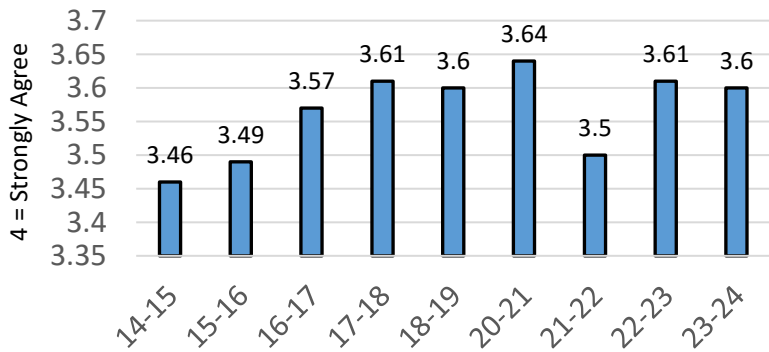
Survey sample sizes: 2014 = 40; 2015 = 42; 2016 = 44; 2017 = 42; 2018 = 72; 2020 = 160; 2021 = 110; 2022 = 103; 2023 = 90

"I Make Better Decisions"



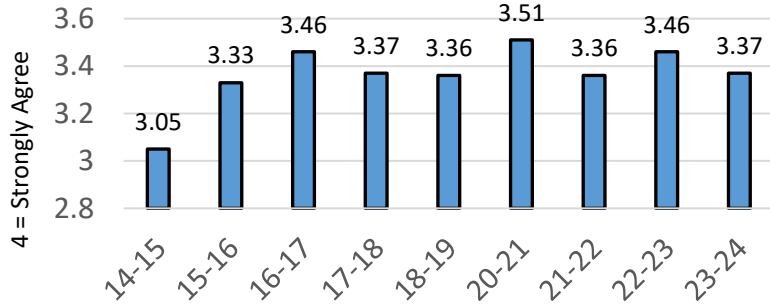
Survey sample sizes: 2014 = 40; 2015 = 42; 2016 = 44; 2017 = 42; 2018 = 72; 2020 = 160; 2021 = 110; 2022 = 103; 2023 = 90

"My Ability to Deal with My Problems Has Improved"



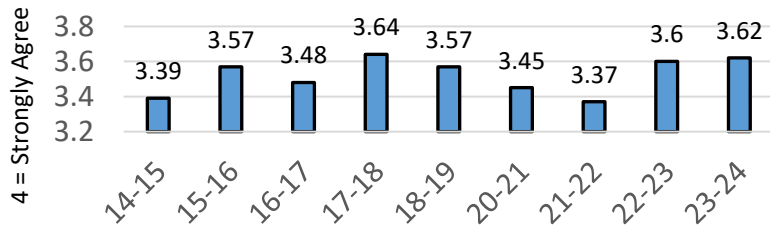
Survey sample sizes: 2014 = 40; 2015 = 42; 2016 = 44; 2017 = 42; 2018 = 72; 2020 = 160; 2021 = 110; 2022 = 103; 2023 = 90

"My Academic Performance Has Improved"



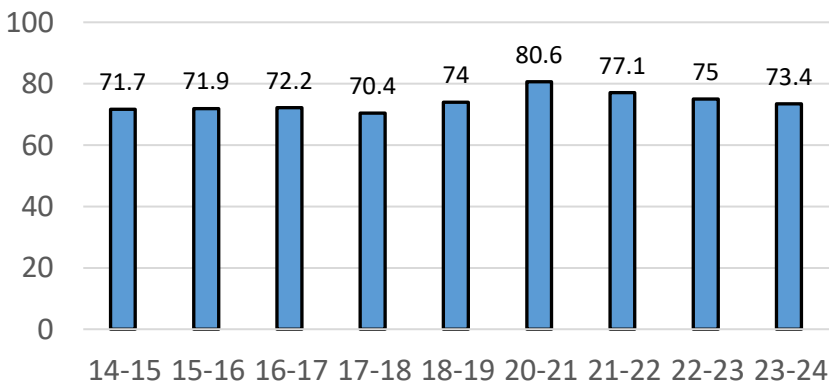
Survey sample sizes: 2014 = 40; 2015 = 42; 2016 = 44; 2017 = 42; 2018 = 72; 2020 = 160; 2021 = 110; 2022 = 103; 2023 = 90

"I am More Likely to Continue My Education at WSU as a Result of CAPS"

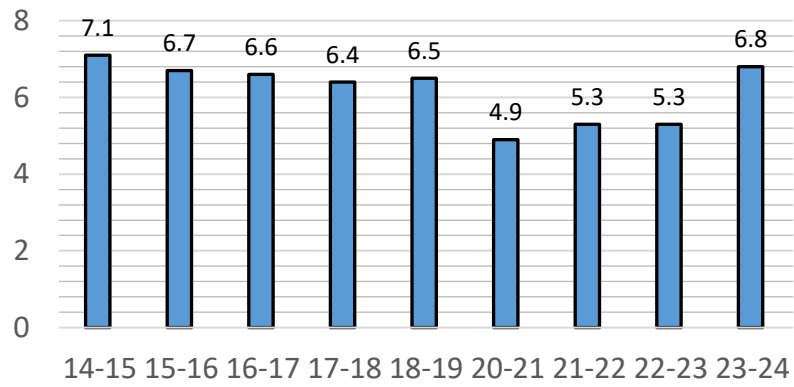


Survey sample sizes: 2014 = 40; 2015 = 42; 2016 = 44; 2017 = 42; 2018 = 72; 2020 = 160; 2020 = 110; 2021 = 103; 2023 = 90

Percent of Individual Counseling Sessions Attended



Percent of Individual Counseling "No-Shows"



19-20 missing due to pandemic